

# SNIPER SEAT 360 SHOOTING CHAIR

## SAFETY PRECAUTIONS

The Benchmaster Sniper Seat 360 is built to withstand years of use with minimal care. There is a recommended weight restriction of 250 pounds with legs fully extended and 350 pounds when the chair is resting on the ground with the legs removed. The chair is designed so it can be used on uneven terrain by adjusting each leg separately to achieve a balanced platform. The maximum recommended slope for a stable platform is five degrees. Beyond this slope the platform could become unstable even if the legs are properly adjusted. The main use of the Sniper Seat 360 is for hunting and shooting. Precaution is essential anytime firearms are present. Be aware a rifle can slip off the arm rests and accidentally discharge. Always keep your gun on safe when not ready to fire.

## PRODUCT AT A GLANCE

The Benchmaster Sniper Seat 360 is shipped disassembled. Included in the box is:



Two (2) detachable arm rests with extendable sliders for attachments



Chair frame (seat, reclining back and rotational base) with webbing attached



Four (4) adjustable legs



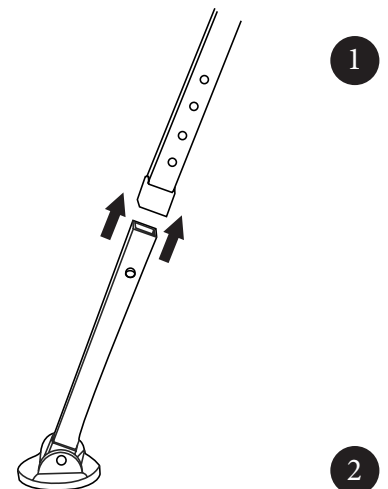
One (1) detachable gun rest

\*\*\*The Chair Frame has adjustable straps which can be used as a backpack to carry your chair into the field.

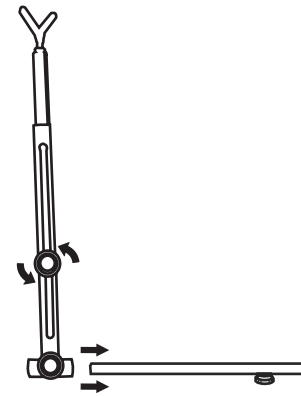
## ASSEMBLY

**Legs:** The Sniper Seat 360 Chair can be used with or without the legs. To attach each of the four legs press the retractable pins in and slide the leg channel over the Base Extension until the retractable Pin protrudes from the hole. The correct direction is when the leg slopes away from the chair base. Repeat this step for all four legs. Adjust the length of the legs by pressing in the retractable pins and sliding the leg extension downward until the desired height is obtained for a level surface. Be sure the retractable pins fully protrude from the hole. You should hear a snap when the pins are in place.

**Arms:** Attach the Two (2) Removable Arms to the chair by sliding the Arm Extension into the base Channel as shown in Image 2. Tighten the knob until the arm is firmly held in place. Do not over tighten the knob or you can damage the frame.

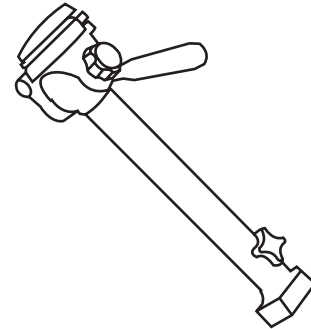


**Gun Rest:** Each of the Arms contains an Attachment Extension Arm. Loosen the adjustment knob on the underside of either the left or right Arm and slide the extension Arm to the desired position. Tighten the Knob. Slide the Gun Rest channel over the Extension Arm and tighten the adjustment knob. The gun rest can be raised or lowered and held in place using the adjustment knob.



3

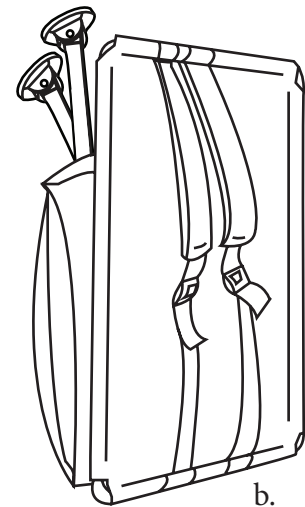
**Camera Mount (optional):** The optional camera mount can be purchased from [www.benchmasterusa.com](http://www.benchmasterusa.com). Each of the Arms contains an Attachment Extension Arm. Loosen the adjustment knob on the underside of either the left or right Arm and slide the extension Arm to the desired position. Tighten the Knob. Slide the Camera Mount channel over the Extension Arm and tighten the adjustment knob. The Camera Mount can be raised or lowered and held in place using the adjustment knob.



4



**Backpack Carry:** The Backpack Straps are permanently attached to the Comfort Chair back frame. Each strap is adjustable. When the chair is disassembled and folded, connect strap (a) behind the chair as shown in Image 5. Slide the legs and arms between the folded seat and back and tighten the strap until they are secure. Adjust Straps (b) to fit over your shoulders.



5

**Seat Recline:** The Benchmaster Sniper Seat 360 Chair can be reclined into four positions. To adjust the level of recline pull the back frame upward and out from the seat base until the back frame moves. When you reach the desired level of recline, push the back seat frame inward until the back is secure.

**Uneven Terrain:** All four legs are individually adjustable. Each leg has five levels of extension. For safe use of the chair, no leg should be more than one level of adjustment higher or lower than the other legs. If the slope of the terrain requires more than one adjustment level difference it may be too uneven for safe use of the chair. The chair may become unstable and tip over.

## Warranty

### Limited 5 year Warranty

Coverage: Altus Brands, LLC. warrants this product against defects in materials and workmanship under normal use for 5 years from the date of purchase. Altus Brands, LLC., at its option, will at no charge repair, replace or refund the purchase price of any products that do not conform to this warranty. This warranty is valid only in the United States and Canada and extends to the first purchaser only and is not transferable.

Exclusions: This warranty does NOT cover fabric , defects or damage resulting from misuse, accident or neglect, improper operation or alteration, normal wear and tear, replacement of optional accessories or normal wear and tear, cosmetic or surface damage, or accessories on which serial numbers or date tags have been altered. DAMAGES OR DEFECTS RESULTING FROM SERVICE WORK PERFORMED BY SERVICE CENTERS NOT AUTHORIZED BY ALTUS BRANDS LLC. ARE NOT COVERED BY THIS WARRANTY. Obtaining Service: To obtain warranty service, call 1-800-891-3660 in the USA and Canada. After obtaining a RMA number from Altus Brands Customer Care, all products must be shipped to a ALTUS BRANDS, LLC. Service Center freight and insurance prepaid by the consumer, and include dated proof of purchase, description of problem, and the consumer's address and telephone number.

General Conditions: REPAIR, REPLACEMENT, OR REFUND AS PROVIDED UNDER THIS EXPRESS WARRANTY IS THE EXCLUSIVE REMEDY OF THE CONSUMER. IMPLIED WARRANTIES, INCLUDING WITHOUT LIMITATION THE IMPLIED WARRANTIES OF MERCHANTABILITY AND FITNESS FOR A PARTICULAR PURPOSE, ARE GIVEN ONLY IF SPECIFICALLY REQUIRED BY APPLICABLE LAW. IN NO EVENT SHALL Altus Brands, LLC. BE LIABLE FOR DAMAGES IN EXCESS OF THE PURCHASE PRICE OF THE ACCESSORY, OR FOR ANY INDIRECT, INCIDENTAL, SPECIAL OR CONSEQUENTIAL DAMAGES ARISING OUT OF THE USE OR INABILITY TO USE THE PRODUCT, TO THE FULL EXTENT THESE DAMAGES MAY BE DISCLAIMED BY LAW.

Some states and jurisdictions do not allow the limitation or exclusion of incidental or consequential damages, so the above limitations or exclusions may not apply to you. This warranty gives you specific legal rights, and you may also have other rights that vary from state to state or from one jurisdiction to another.

## Contact Us

Call 1.800.891.3660 between 9 AM and 5 PM EST (excluding weekends and holidays) OR email [sales@altusbrands.com](mailto:sales@altusbrands.com).